

# Managing Players

## Creating the Player Database

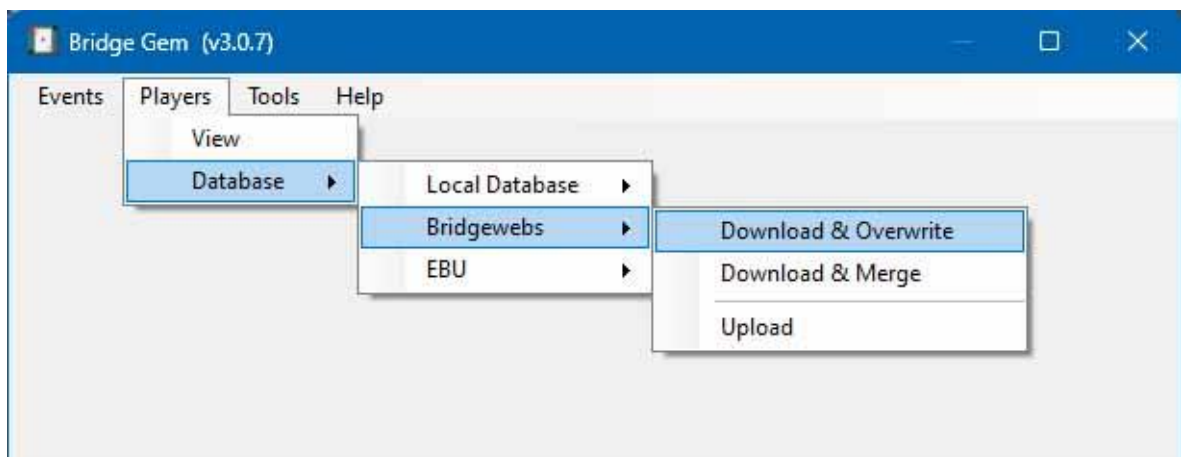
There are several ways to create the Player Database:-

1. Download the club's Player Database from Bridgewebs
2. Download the club's Player Database from the EBU
3. Import the club's Player Database from a ScoreBridge or EBUScore Database
4. Add Players manually

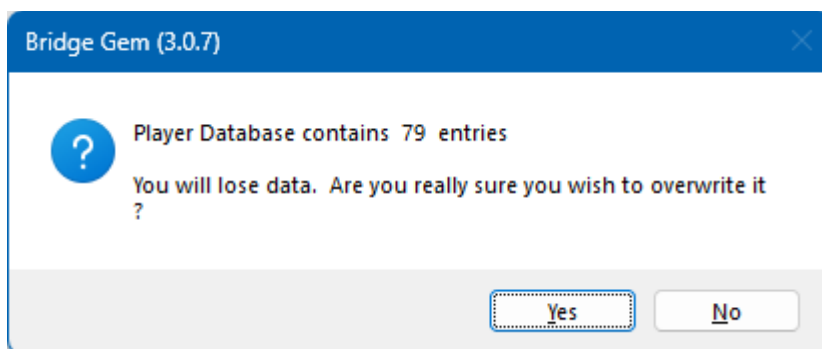
## Downloading the Player Database from Bridgewebs

To download the player database from Bridgewebs:

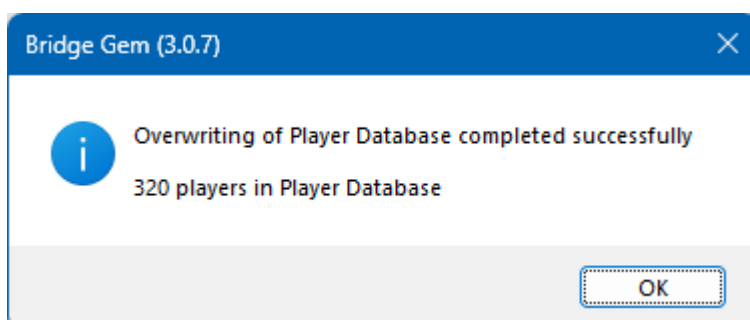
In **Bridge Gem's** main window select **Players, Database, Bridgewebs**, then **Download & Overwrite**.



If there are any Players in the Player Database, Bridge Gem displays a warning message similar to that below:-



Click **Yes** to overwrite the existing Player Database with the contents of the Bridgewebs database. When this is complete the following message is displayed:-



As an alternative to overwriting the existing Player Database, it may be merged with the Bridgewebs database by selecting the **Download & Merge** option instead of the **Download and Overwrite** option.

#### Downloading the Player Database from the EBU

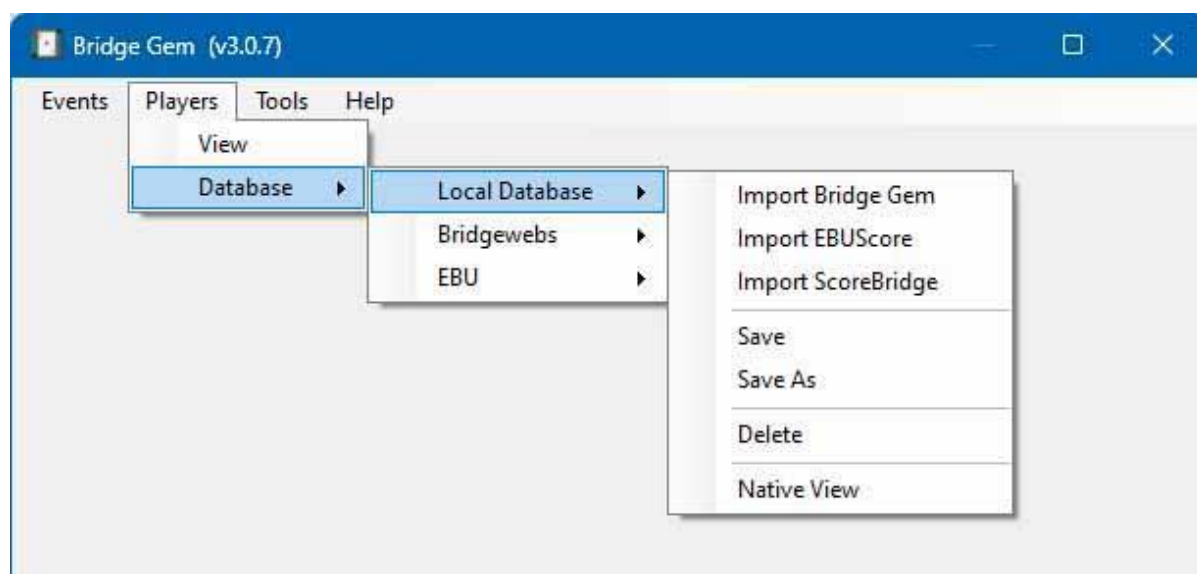
The club's EBU Player database contains somewhat less information than that of Bridgewebs, but it may be downloaded in a similar way to that of Bridgewebs.

In **Bridge Gem's** main window select **Players, Database, EBU**, then **Download & Overwrite**. The process is similar to that of downloading the player database from Bridgewebs.

As an alternative the EBU Database may be merged with an existing **Bridge Gem** database.

#### Importing the Player Database from Scorebridge or EBU Score

To import a ScoreBridge, EBUScore (or indeed a Bridge Gem) player database: in **Bridge Gem's** main window select **Players, Database, Local Database**, then **Import ScoreBridge** (etc.).



If there are any Players in the Player Database, Bridge Gem displays a warning message similar to that displayed when downloading databases from Bridgewebs or the EBU.

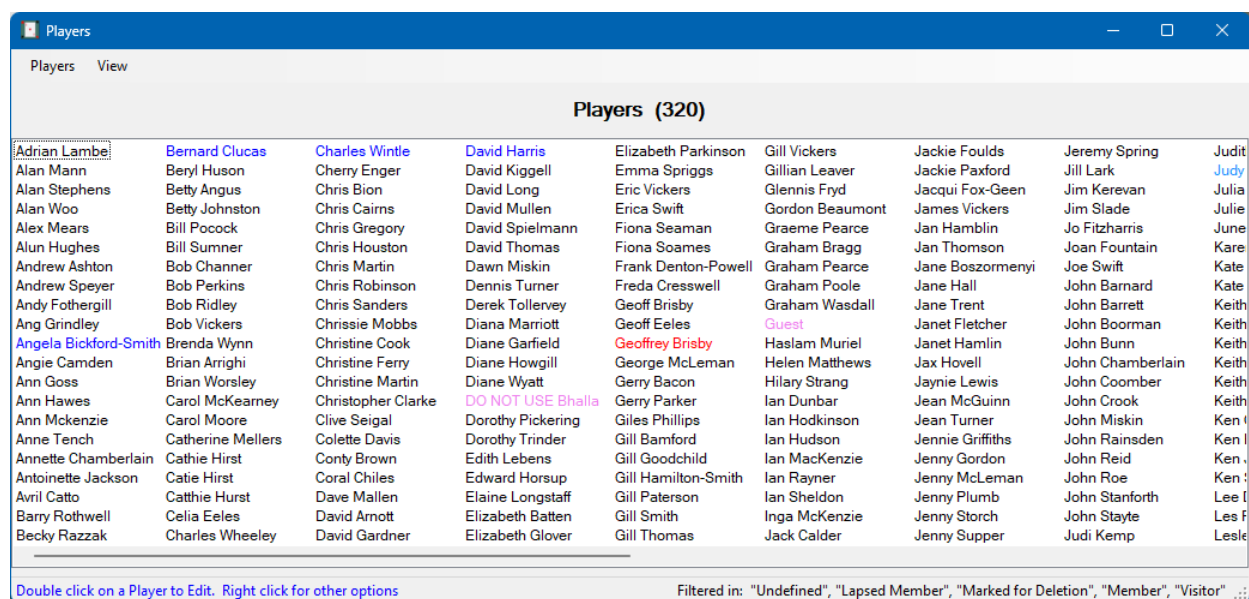
Click **Yes** to proceed. The standard Windows **File Open Dialogbox** is displayed which allows the selection of any file in the PC's file store.

**Warning:** importing a Scorebridge, EBUScore or Bridge Gem database, overwrites the existing player database.

## Adding Players Manually

To add Players manually, one by one:

In Bridge Gem's main window select **Players** then **View**. The Players form is displayed.



In this window, select **Players**, then **New**. The **New Player** form is displayed. This allows details of an individual Player to be added.

The screenshot shows the "New Player" form. It is divided into several sections:

- Update EBU Number:** Includes fields for Name (First Name, Surname), EBU Number, and Address.
- Contact Details:** Includes fields for Telephone Number, Mobile Number, and Email Address.
- Club Information:** Includes a Status dropdown menu (set to Member), Club Id, and Join Date (set to 05/12/2023).

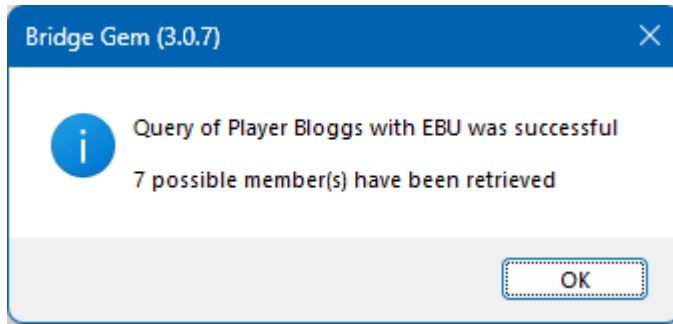
At the bottom of the form, there are "Accept" and "Cancel" buttons.

If the new Player's EBU Number is not known, **Bridge Gem** can download it from the EBU as follows:-

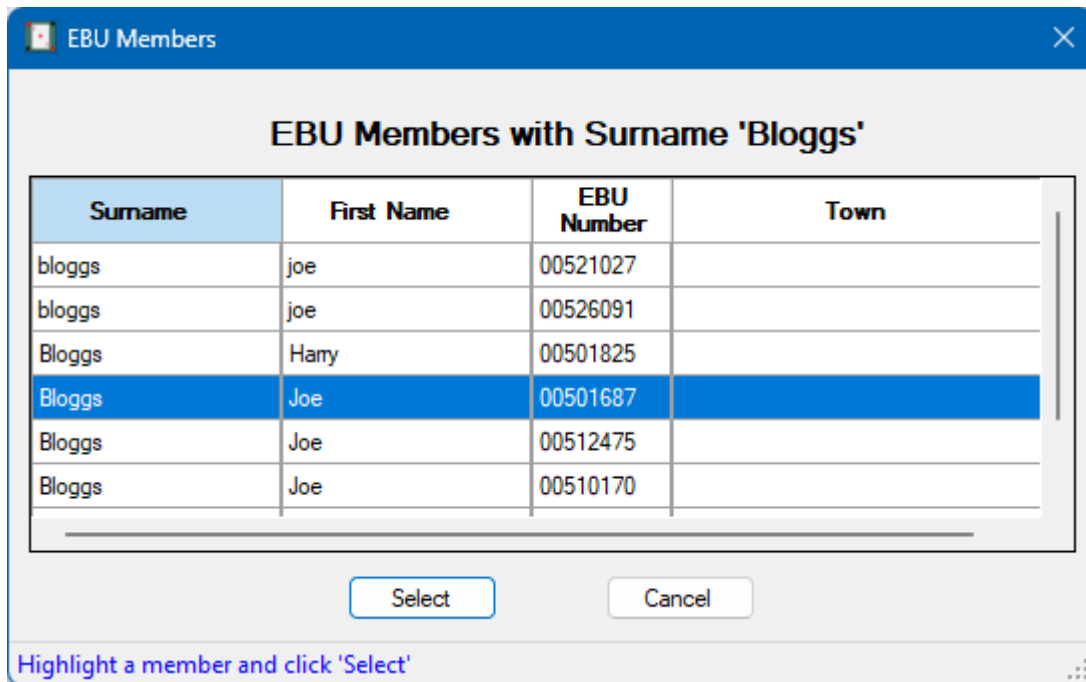
- Enter the Player's **First Name** (optional)
- Enter the Player's **Surname** (mandatory)
- Click the **Update EBU Number** menu item

**Bridge Gem** attempts to download the Player's EBU Number from the EBU website based on the Player's surname (and near matches).

When the download completes, **Bridge Gem** displays a window telling the user how many potential matches have been found.



Click **OK** to display the **EBU Members** form. This displays the list of the potential matches. There may be many of these (hundreds, if the surname is common). The names of the candidate players are displayed sorted by first Surname, then First Name, and finally by Town. This makes it much easier to select the correct player.



Scroll down the list of candidate players to find the one you want. Select (click on) this Player and then click on the **Select** button. The Player's EBU number is added to the player's details in the **New Player** form.

## Managing the Players

Players are managed using the **Players** form which is displayed by clicking on the **Players** menu in **Bridge Gem's** main window.

Players (320)									
Adrian Lamb	Bernard Clucas	Charles Wintle	David Harris	Elizabeth Parkinson	Gill Vickers	Jackie Foulds	Jeremy Spring	Judit	
Alan Mann	Beryl Huson	Cherry Enger	David Kiggell	Emma Spriggs	Gillian Leaver	Jackie Paxford	Jill Lark	Judy	
Alan Stephens	Betty Angus	Chris Bion	David Long	Eric Vickers	Glennis Fryd	Jacqui Fox-Geen	Jim Kerevan	Julia	
Alan Woo	Betty Johnston	Chris Cairns	David Mullen	Erica Swift	Gordon Beaumont	James Vickers	Jim Slade	Julie	
Alex Mears	Bill Pocock	Chris Gregory	David Spielmann	Fiona Seaman	Graeme Pearce	Jan Hamblin	Jo Fitzharris	June	
Alun Hughes	Bill Sumner	Chris Houston	David Thomas	Fiona Soames	Graham Bragg	Jan Thomson	Joan Fountain	Kare	
Andrew Ashton	Bob Channer	Chris Martin	Dawn Miskin	Frank Denton-Powell	Graham Pearce	Jane Boszormenyi	Joe Swift	Kate	
Andrew Speyer	Bob Perkins	Chris Robinson	Dennis Turner	Freda Cresswell	Graham Poole	Jane Hall	John Barnard	Kate	
Andy Fothergill	Bob Ridley	Chris Sanders	Derek Tollervey	Geoff Brisby	Graham Wasdall	Jane Trent	John Barrett	Keith	
Ang Grindley	Bob Vickers	Chrissie Mobbs	Diana Marriott	Geoff Eeles	Guest	Janet Fletcher	John Boorman	Keith	
Angela Bickford-Smith	Brenda Wynn	Christine Cook	Diane Garfield	Geoffrey Brisby	Haslam Muriel	Janet Hamlin	John Bunn	Keith	
Angie Camden	Brian Arrighi	Christine Ferry	Diane Howgill	George McLeman	Helen Matthews	Jax Hovell	John Chamberlain	Keith	
Ann Goss	Brian Worsley	Christine Martin	Diane Wyatt	Gerry Bacon	Hilary Strang	Jaynie Lewis	John Coomber	Keith	
Ann Hawes	Carol McKeamey	Christopher Clarke	DO NOT USE Bhalla	Gerry Parker	Ian Dunbar	Jean McGuinn	John Crook	Keith	
Ann Mckenzie	Carol Moore	Clive Seigal	Dorothy Pickering	Giles Phillips	Ian Hodkinson	Jean Turner	John Miskin	Ken	
Anne Tench	Catherine Mellers	Colette Davis	Dorothy Trinder	Gill Bamford	Ian Hudson	Jennie Griffiths	John Rainsden	Ken	
Annette Chamberlain	Cathie Hirst	Conry Brown	Edith Lebens	Gill Goodchild	Ian MacKenzie	Jenny Gordon	John Reid	Ken	
Antoinette Jackson	Catie Hirst	Coral Chiles	Edward Horsup	Gill Hamilton-Smith	Ian Rayner	Jenny McLeman	John Roe	Ken	
Avril Catto	Cathie Hurst	Dave Mallen	Elaine Longstaff	Gill Paterson	Ian Sheldon	Jenny Plumb	John Stanforth	Lee	
Barry Rothwell	Celia Eeles	David Arnott	Elizabeth Batten	Gill Smith	Inga McKenzie	Jenny Storch	John Stayte	Les	
Becky Razzak	Charles Wheeley	David Gardner	Elizabeth Glover	Gill Thomas	Jack Calder	Jenny Supper	Judi Kemp	Lesle	

Double click on a Player to Edit. Right click for other options

Filtered in: "Undefined", "Lapsed Member", "Marked for Deletion", "Member", "Visitor" ...

Players listed in the **Players** form are colour coded to denote their **Club Status**:-

- **Blue** indicates the player is a paid up Club Member
- **Light Blue** indicates the player is a lapsed member
- **Pink** indicates the player is a visitor
- **Red** indicates the player is marked for deletion
- **Black** indicates that the player's club status is undefined

The following 'shortcuts' are available in the **Players** form:-

- **Clicking** on a player selects the player
- **Double-clicking** on a player, edits the player
- Pressing the **Enter** key with a player selected, edits the player
- Pressing the **Delete** key with a player selected, deletes the player

The **Players** form contains 2 menu items:-

- **Players** menu  
This is used to manage individual players and sets of players
- **View** menu  
This is used to control what is displayed in the **Players** form

## Players Menu



The **Players** menu is used to manage individual players and sets of players:-

- **Add** a new player
- **Copy** an existing player
- **Delete** a player
- **Edit** a player
- **Edit the status** of a set of players ('club member', 'visitor', 'lapsed member' etc.)
- **Mark** (or **Unmark**) a set of players for subsequent deletion from the database (see below)
- **Purge** (delete) the 'marked' players from the database

Most of these options are also available from a 'context' menu available by **Right-clicking** on a player.

A **set of players** consists of 1 or more players. Sets of players are selected using the standard Windows methods of:-

- **Clicking** on a player, selects a single player
- **Control + Clicking** on a player, adds the player to the selection
- **Shift + Clicking** on a player, selects all the players between the selected player and the player Shift-clicked on

Sets of Players may be '**Marked for Deletion**' or have their '**Club Status**' edited. Once a set of players has been defined (as above), use the appropriate item from the **Players** menu (or the context menu) to mark the **set** for deletion or to change their club status.

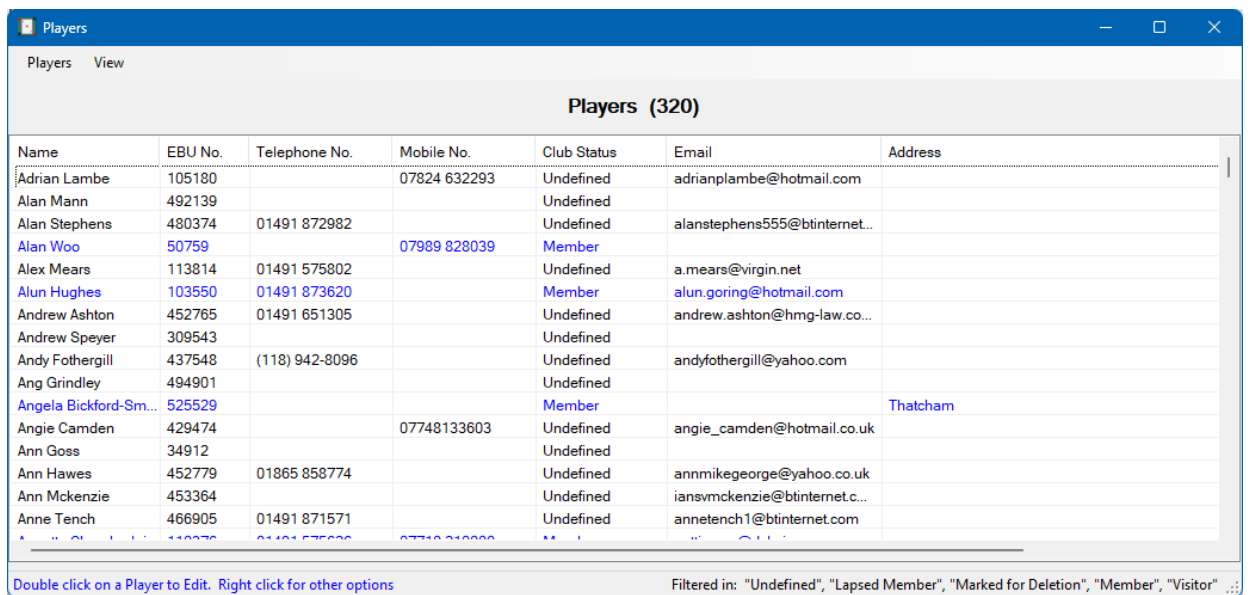
## View Menu



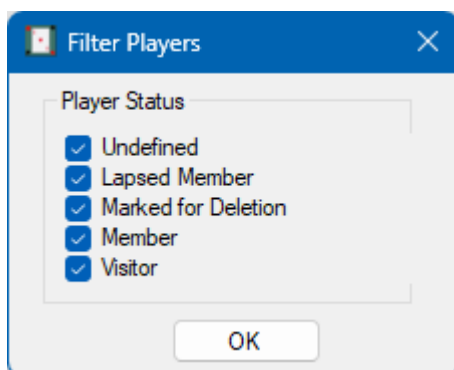
The **View** menu controls what is displayed in the **Players** form:

- **Detail** displays the important details of each player in the database (line by line)
- **Filter** filters the list based on the players' **Club Statuses**
- **List** displays just the name of each player in the database (as in the example above)

Selecting the **Detail** option from the **View** menu displays the Player's List in the format below:-



Selecting the **Filter** option from the **View** menu displays the **Filter Players** form that allows the selection of the set of players to be displayed. One or more of the player statuses may be selected.



The filter may be applied to either the **List** or **Detail** view of the **Players** form.